

+Greek Easter biscuits

Make and eat something new and surprising

You will need: ingredients; (225g butter, 150g caster sugar, vanilla extract, almond extract, 275g plain flour, 2 eggs); mixing bowl, wooden spoon, pastry brush, baking tray, an oven.

- Make some koulourakia biscuits. Preheat the oven to 200°C and prepare your baking tray.
- Mix together the butter, sugar and one egg, and then add the vanilla and almond extracts. Blend in the flour to form the dough.
- Take a teaspoon of dough at a time and form into 's' shapes, or wriggles. Place on the baking tray and brush with beaten egg. Bake for 10 minutes until lightly brown and firm.
- These biscuits might be different from what we usually eat at Easter.
- Do you like this new experience?
- What do you find different and surprising about the Easter story?

Koulourakia (Greek) are a traditional Greek dessert, typically made around Easter^[1] to be eaten after Holy Saturday.

They are a butter-based pastry, traditionally hand-shaped, with egg glaze on top. They have a sweet delicate flavor with a hint of vanilla. Koulourakia are well known for their sprinkle of sesame seeds and distinctive ring shape.^[1] In fact, the word is the diminutive form for a ring-shaped loaf or lifebelt.

The pastries can be shaped into braided circles,^[2] hairpin twists, figure eights, twisted wreaths, horseshoes or Greek letters, although they are still often shaped into a snake style. Often, a clove is added atop the centre of the pastry for added flavour. They are commonly eaten with morning coffee or afternoon tea. Like all pastries, they are normally kept in dry conditions in a jar with a lockable lid.



Name _____

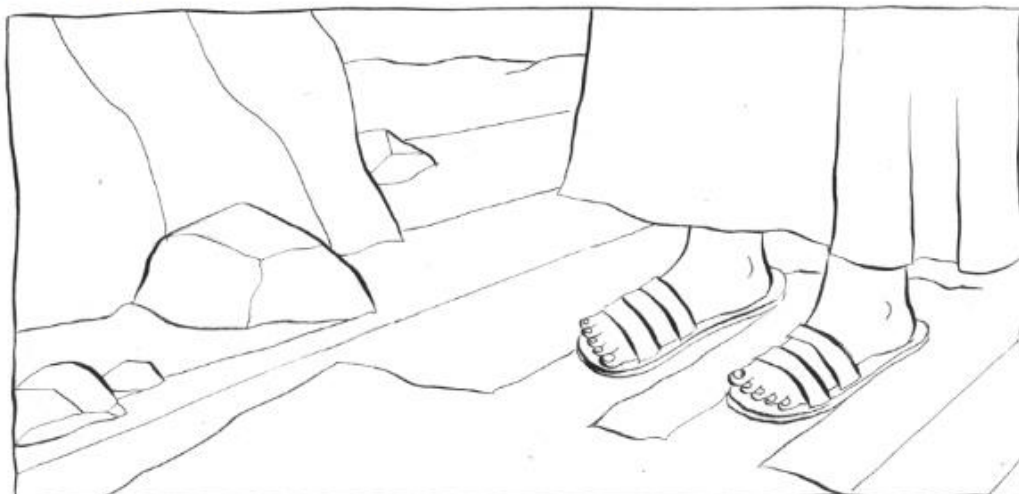
ROOTS Activity Sheet

4-10 April 2021
Easter Day



John 20.1-18




When Mary finds the tomb empty, she is very upset but doesn't go away like the other disciples. She meets Jesus and although she doesn't understand at first, the mystery is revealed to her.



You are invited to enter into the mystery of the Easter story.



Whose egg? Can you solve the mystery of which animals these eggs belong to? Draw a line to match the egg to the animal it comes from.




mongoose snake owl hen goose duck

1. Goose's egg 2. Hen's egg 3. Snake's egg



Colour in the shapes according to the coloured dots, to see what this picture reveals.



Can you write an acrostic poem about Easter? An acrostic poem is where you use the letters of the word to start each line.

E
a
s
t
e
r
